



NELSON'S NEW DRAWING COURSE


BY J. VAUGHAN

MECHANICAL OR TECHNICAL DRAWING
AND MANUAL OCCUPATIONS.

STAGE I.

SHEET 7.


Examples pending exercises for more difficult tracing and drawing.



CONSTRUCTION.


WINDY HARBOR
IN 1880
No. 1000
1000
1000
1000

PAPER OR COLOUR WORK.




It is advised to give the children practice in color work under the direction of their teacher. This is done by having them copy the patterns on the paper and color them. They are not to be used for the work, but for the work.

CLAY MODELLING.



These exercises should be done in the workshop. The child will be able to make the objects better than he can draw. He will be able to make the objects better than he can draw. He will be able to make the objects better than he can draw.

BRUSH DRAWING.



The brush work should be done in the workshop. The child will be able to make the objects better than he can draw. He will be able to make the objects better than he can draw. He will be able to make the objects better than he can draw.

Examples providing exercises for more

Libros y documentos

AUTORÍA

J. Vaughan

FORMATO

Lámina

TÉCNICA

Papel-Grabado, Papel-Litografía

DIMENSIONES

Alto 64 cm - Ancho 51 cm

DATOS DE PUBLICACIÓN

Recuadro que en su interior tiene un triángulo que continúa en un triángulo más grande e invertido. En la parte inferior varios diseños (embracación y flor) y modelos de diferentes formas. Reverso: 2 dibujos, uno de forma rectangular con lado curvo, el otro tiene forma de hoja.

FUENTE DE INFORMACIÓN

[SURDOC](#)

INSTITUCIÓN

[Museo de la Educación Gabriela Mistral](#)