



NELSON'S NEW DRAWING COURSE



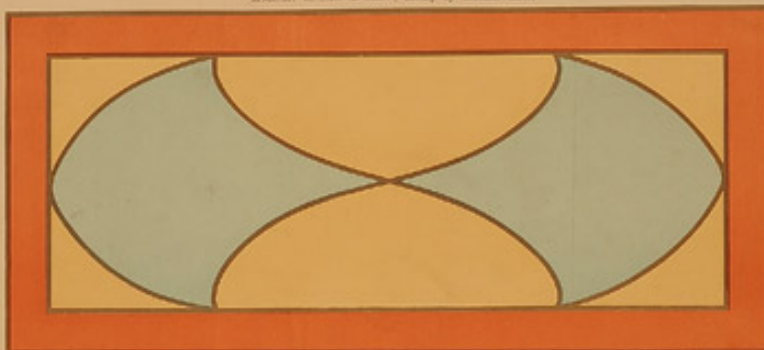
BY J. VAUGHAN

MECHANICAL OR TECHNICAL DRAWING
AND MANUAL OCCUPATIONS.

STAGE II.

SHEET 5.

Square, oblong, and border patterns produced mainly by angles of 60° and right angles. Angles and growth in design. Moderate contrast of colors, mostly by colors tints.



PAPER OR COLOUR WORK.



The paper work should be done on a piece of paper of a size suitable for the work. The paper should be cut into strips of the width of the work. The paper should be cut into strips of the width of the work. The paper should be cut into strips of the width of the work.

CLAY MODELLING.



The clay modelling should be done on a piece of clay of a size suitable for the work. The clay should be cut into strips of the width of the work. The clay should be cut into strips of the width of the work.

BRUSH DRAWING.



The brush drawing should be done on a piece of paper of a size suitable for the work. The brush drawing should be done on a piece of paper of a size suitable for the work.

Square oblong, and border

Libros y documentos

AUTORÍA

J. Vaughan

FORMATO

Lámina

TÉCNICA

Papel-Grabado, Papel-Litografía

DIMENSIONES

Alto 63.3 cm - Ancho 50.6 cm

DATOS DE PUBLICACIÓN

Anverso: dos rectángulos con 2 figuras iguales en su interior que se unen en uno de sus vértices (rombos). Parte inferior, pequeños diseños. Reverso: jarro con boca sobresaliente y asa.

FUENTE DE INFORMACIÓN

[SURDOC](#)

INSTITUCIÓN

[Museo de la Educación Gabriela Mistral](#)